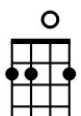
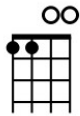
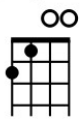
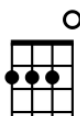
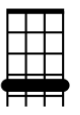
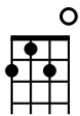


Somewhere Only We Know - Keane

A Amaj7 Bm7 E7sus4 E7



F#m C#m7 Cm7 D



4/4 89 bpm

Intro x 2

Verse 1

Pre Chorus

Verse 2

Pre Chorus

Chorus and Bridge

Pre-Chorus

Chorus

Chorus (instrumental 1st half)

Bridge

Finish with an 'A'

Intro

strum with downstroke quavers

| **A** | **Amaj7** | **Bm7** | **E7sus4 E7** |

Verse

(quieter)

| **A** | **Amaj7** | **Bm7** | **E7sus4 E7** |

I walked across
I came across

an empty land
a fallen tree

I knew the pathway like the back of my hand
I felt the branches of it looking at me

| **A** | **Amaj7** | **Bm7** | **E7sus4 E7** |

I felt the earth
Is this the place

beneath my feet
we used to love?

Sat by the river, and it made me complete
Is this the place that I've been dreaming of?

Pre Chorus

(stronger)

| **F#m** | **C#m7** | **D** | **Bm7 E7** |

Oh, simple thing, where have you gone? I'm getting old, and I need something to rely on

| **F#m** | **C#m7** | **D** | **Bm7 E7** |

So tell me when you're gonna let me in I'm getting tired, and I need somewhere to begin

Chorus

| **Bm7** | **A E7** | **Bm7** | **A E7** |

And if you have a minute, why don't we go Talk about it somewhere only we know?

| **Bm7** | **A E7** | **Bm7** | **C#m7 A** |

This could be the end of every - thing So why don't we go somewhere only we know?

Bridge

(lightly)

| **Bm7** | **C#m7 Cm7** | **Bm7** | **E7sus4 E7** |

1 2 3 4
Somewhere only we know

*(1st time to pre-chorus)
(2nd time finish on an 'A')*

(turn over for more detailed versions of how to play the three main sections)

Verse

A Amaj^7 $\text{Amaj}^7_{sus^4}$ Amaj^7

Bm^7 Bm $\text{E}^7_{sus^4}$ E^7 $\text{E}^7_{sus^4}$

The Verse section consists of two systems of music. The first system has a tempo marking of $\text{♩} = 89$ and a key signature of two sharps (F# and C#). It features a guitar melody in the treble clef and a bass line in the bass clef. The guitar tablature shows fret numbers 0, 1, 2, and 4. Chords are indicated by diagrams and text above the staff. The second system continues the melody and bass line with similar tablature and chord diagrams.

Pre-Chorus

$\text{F}\#\text{m}$ $\text{C}\#\text{m}$ Amaj^7 $\text{C}\#\text{m}$

D D_{sus^2} D Bm^7 $\text{E}^7_{sus^4}$ E^7

The Pre-Chorus section consists of two systems of music. The first system has a key signature of two sharps (F# and C#). It features a guitar melody in the treble clef and a bass line in the bass clef. The guitar tablature shows fret numbers 0, 1, 2, and 4. Chords are indicated by diagrams and text above the staff. The second system continues the melody and bass line with similar tablature and chord diagrams.

Chorus

Bm^7 A E_{sus^4} E_{add4} Bm^7

A E_{sus^4} E_{add4} Bm^7 A E_{sus^4} E_{add4}

Bm^7 $\text{C}\#\text{m}^7$ A_{sus^4} A

The Chorus section consists of three systems of music. The first system has a key signature of two sharps (F# and C#). It features a guitar melody in the treble clef and a bass line in the bass clef. The guitar tablature shows fret numbers 0, 4, 5, and 6. Chords are indicated by diagrams and text above the staff. The second system continues the melody and bass line with similar tablature and chord diagrams. The third system concludes the chorus with a final chord diagram and tablature.