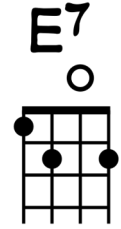
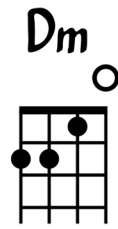
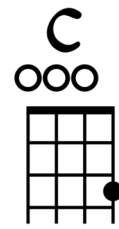
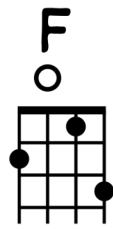
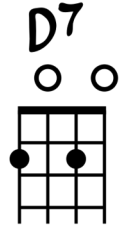
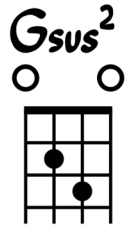
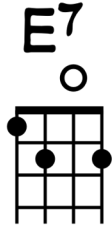
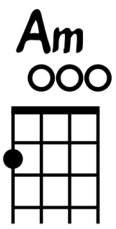


Hotel California



Verse

Am	E7
On a dark de-sert high - way	cool wind in my hair
G_{sus}²	D7
warm smell of co - li - tas	ri - sing up through the air___
F	C
up ah-ead in the di - stance	I saw a shimm-er - ing light
Dm	E7
My head grew hea-vy and my sight grew dim_	I had to stop for the night.

Chorus

F	C
"Wel-come. to the Ho - tel Cal - i - for - nia.	Such a
E7	Am
love - ly place,. (such a love - ly place) such a	love - ly face.____
F	C
Plen-ty of room. at the Ho - tel Cal - i - for - nia.	An - y
liv - ing it up at the Ho - tel Cal - i - for - nia	What a
Dm	E7
time_ of year_ (an - y time of year). you can find_ it here.".	bring your al - i - bis
nice sur-prise	

Verse

The Verse section consists of eight measures of music in 4/4 time. The first two measures are marked with **Am** and **E7** chords. The lyrics "let ring" are written below the first two measures. The guitar tabs for these measures are as follows:

Measure 1 (Am): 0 0 0 0 | 0 0 2 | 2 0 0 0 | 2 2

Measure 2 (E7): 2 0 2 0 | 2 0 2 | 2 0 2 | 2 1

The remaining six measures (measures 3-8) are marked with **G**, **D7**, **F**, **C**, **Dm**, and **E7** chords. The guitar tabs for these measures are as follows:

Measure 3 (G): 2 3 0 3 | 0 0 2 3 | 2 3 0 3 | 0 0 0

Measure 4 (D7): 0 2 0 2 | 0 0 0 | 0 2 0 2 | 0 0 0

Measure 5 (F): 0 1 0 1 | 0 3 0 3 | 0 1 0 1 | 2 0 0 2

Measure 6 (C): 3 0 0 3 | 0 0 3 0 | 3 0 0 3 | 0 0 0

Measure 7 (Dm): 0 1 0 1 | 2 0 2 2 | 0 3 0 3 | 2 2 2

Measure 8 (E7): 2 0 2 0 | 2 0 2 | 2 0 2 | 2 1

Chorus

The Chorus section consists of eight measures of music in 4/4 time. The first two measures are marked with **F** and **C** chords. The guitar tabs for these measures are as follows:

Measure 9 (F): 1 0 1 0 | 1 0 1 0 | 1 0 1 0 | 1 0 1 0 | 1 0 1 0 | 1 0 1 0 | 1 0 1 0 | 0 0 0 0

Measure 10 (C): 3 0 3 0 | 3 0 3 0 | 3 0 3 0 | 3 0 3 0 | 3 0 3 0 | 3 0 3 0 | 3 0 3 0 | 0 0 0 0

The remaining six measures (measures 11-14) are marked with **E7**, **Am**, **F**, **C**, **Dm**, and **E7** chords. The guitar tabs for these measures are as follows:

Measure 11 (E7): 0 0 2 2 | 0 0 2 2 | 0 0 2 2 | 0 0 2 2 | 0 0 2 2 | 0 0 2 2 | 0 0 2 2 | 2 2 2 2

Measure 12 (Am): 0 0 0 0 | 0 0 0 0 | 0 0 0 0 | 0 0 0 0 | 0 0 0 0 | 0 0 0 0 | 0 0 0 0 | 0 0 0 0

Measure 13 (F): 1 0 1 0 | 1 0 1 0 | 1 0 1 0 | 1 0 1 0 | 1 0 1 0 | 1 0 1 0 | 1 0 1 0 | 0 0 0 0

Measure 14 (C): 3 0 3 0 | 3 0 3 0 | 3 0 3 0 | 3 0 3 0 | 3 0 3 0 | 3 0 3 0 | 3 0 3 0 | 0 0 0 0

The final two measures (measures 15-16) are marked with **Dm** and **E7** chords. The guitar tabs for these measures are as follows:

Measure 15 (Dm): 1 1 1 1 | 1 1 1 1 | 1 1 1 1 | 1 1 1 1 | 1 1 1 1 | 1 1 1 1 | 1 1 1 1 | 0 0 0 0

Measure 16 (E7): 0 0 2 2 | 0 0 2 2 | 0 0 2 2 | 0 0 2 2 | 0 0 2 2 | 0 0 2 2 | 0 0 2 2 | 2 2 2 2